

NEW!

The ultimate "shipper-friendly" container



Arcawa

The new standard in container efficiency

KitBin containers make a good idea...the knock-down container...a great idea. That's because the patented KitBin design allows all walls to be completely detached from the pallet. And the result is a container that saves even more space, time, and money than folding containers. Here's how.

- Four disassembled containers fit into one KitBin with the pallet bases nested on top. That means five KitBins can fit into the footprint of one. It means you save up to 75% of trailer or storage space compared to solid wall containers, up to 30% greater space savings compared to folding designs.



- KitBin panels are interchangeable and can be replaced one-at-a-time if damaged. You cut replacement and inventory costs...and never risk downtime from a lack of container inventory.




- Removable walls provide easy access for loading and unloading. You increase productivity and improve ergonomics for pick-and-pull operations.

The superior space-saving design is the heart of the KitBin story. But it's also just the start of the KitBin story. Also consider the many other quality and convenience features.



Engineered for long life and ease of use

- Engineered from maintenance-free, high-impact resistant HDPE structural foam for the highest strength-to-weight ratio and easy handling.
- Patented locking design provides strength approaching solid one-piece units. Makes KitBin appropriate for applications involving loads up to 1,320 lbs (600 kg).
- Smooth surfaces for easy cleaning and product protection. No splinters, rust or paint chips.
- Extreme temperature resistance—temperatures from +140° F to -0° F (+60° C to -40° C). Resists UV degradation.
- Solid wall and vented wall options. Vented wall allows hydrocooling to prevent mold or bacteria growth.
- Panels are interchangeable and can be replaced individually. Cuts replacement and inventory costs.
- Four-way forklift entry.
- Stackable: up to six units high.
- Completely recyclable. 
- Pallet can be used separately.



Easy assembly...by a single worker...in less than a minute

1. Insert sidewall panels into pallet base.



Sidewall panels interlock into base to ensure structural integrity.

2. Align sidewalls so that interlocking mechanisms can be engaged.




Push extended locking post down to secure interlock mechanism.

3. Repeat steps 1 and 2 for other walls




To disassemble, press release latch and pull up on locking post.



Specifications

DIMENSIONS	Dimensions in inches	Dimensions in mm
Pallet	48 x 40	1,200 x 1,000
External Dimensions	48 x 40 x 28	1,200 x 1,000 x 715
Internal Dimensions	44 x 36 x 23	1,116 x 916 x 565
WEIGHTS & CAPACITIES	U.S.	Metric Units
Tare Weight (empty)	84 lbs.	38 kg
Maximum Load	1,320 lbs.	600 kg
Maximum Stacking Load	6,600 lbs.	3,000 kg
Internal Volume		
Gallons	163	
Bushels	18	
Cubic Feet	20	
Liters	617	



Superior container concepts to increase your efficiency and profitability



Arcawa